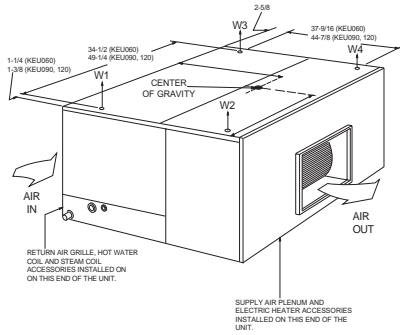




## SUSPENSION MOUNTING (Horizontal Application)



Four 3/8" - 16 weld nuts are provided in the unit support angles for ceiling suspension. Knockouts are provided in panels for access to these weld nuts. Support rods must be supplied in the field.

SUSPENSION WEIGHTS, LBS.			
A	B	C	D

### FIELD-INSTALLED ACCESSORIES

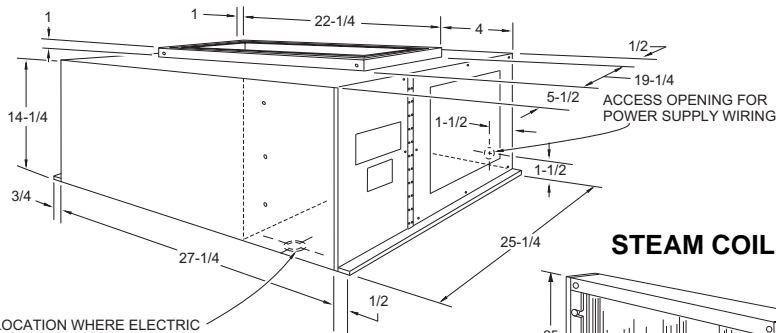
- SUPPLY AIR PLENUM (1SP0451)
- RETURN AIR GRILLE (1RG0451)
- BASE (1BS0451)
- (Vertical Application Only)
- ELECTRIC HEATER\*
- Model Number \_\_\_\_\_
- Capacity (@ \_\_\_\_\_ Volts) \_\_\_\_\_ MBH
- Power Input Requirement \_\_\_\_\_ KW
- (Less Blower Motor)

- STEAM COIL (1NF0451)
- Steam Pressure \_\_\_\_\_ PSIG
- Capacity \_\_\_\_\_ MBH
- Steam Rate \_\_\_\_\_ LBS/HR
- Entering Air Temperature \_\_\_\_\_ °F
- HOT WATER COIL (1HW0451)
- Capacity \_\_\_\_\_ MBH
- Entering Water Temperature \_\_\_\_\_ °F
- Water Flow Rate \_\_\_\_\_ GPM
- Entering Air Temperature \_\_\_\_\_ °F
- Water Pressure Drop \_\_\_\_\_ PSI

\* Units with electric heat have a single source power supply. Refer to PRODUCT DATA on front side for electrical data.

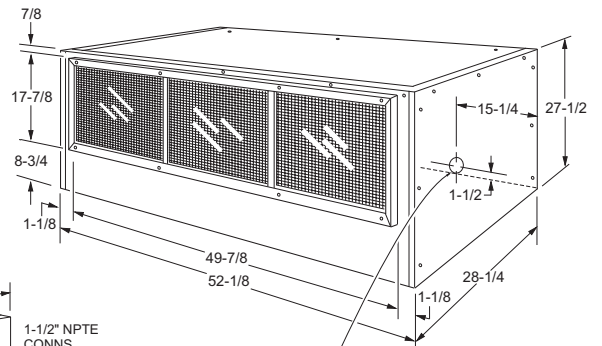
### ACCESSORY DIMENSIONS – INCHES

#### ELECTRIC HEATER



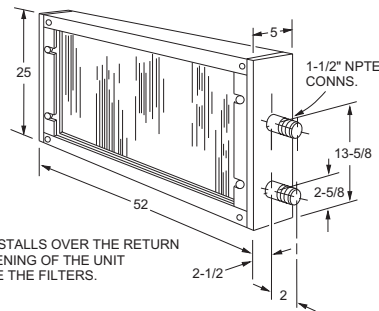
LOCATION WHERE ELECTRIC HEAT WIRING HARNESS PENETRATES THE CABINET OF THE BLOWER UNIT

#### SUPPLY AIR PLENUM



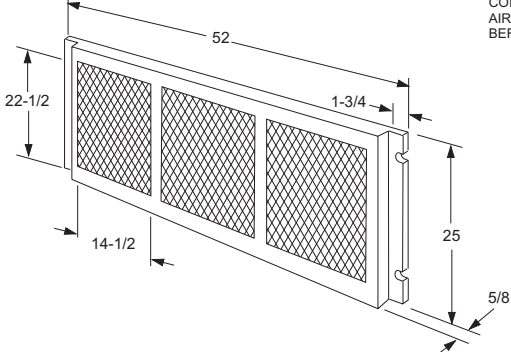
2-1/2 KNOCKOUT FOR POWER WIRING WHEN ELECTRIC HEATER IS USED

#### STEAM COIL

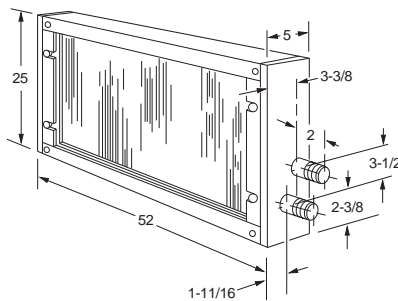


COIL INSTALLS OVER THE RETURN AIR OPENING OF THE UNIT BEFORE THE FILTERS.

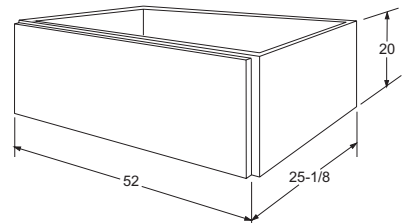
#### RETURN AIR GRILLE



#### HOT WATER COIL



#### BASE



#### NOTES:

---



---



---



---



---